

Hire and Sale Branches
Freephone: 0800 783 8376

Birmingham
Trinity Street Off Tat Bank Road
Oldbury West Midlands B69 4LA
Tel: 0121 544 3355
Fax: 0121-544 3131
E: birmingham@generationuk.co.uk

Bristol
Meriton Street St Phillips Marsh
Bristol Avon BS2 0SZ
Tel: 0117 972 4550
Fax: 0117 972 4502
E: bristol@generationuk.co.uk

Cardiff
Martin Road Tremorfa Industrial Est.
Cardiff CF24 5SD
Tel: 029 2046 3835
Fax: 029 2046 3246
E: cardiff@generationuk.co.uk

Chelmsford
Bannisters Yard Mayes Lane
Sandon Chelmsford Essex CM2 7RP
Tel: 01245 227771
Fax: 01245 227383
E: chelmsford@generationuk.co.uk

Edinburgh
4 Westerton Road
East Mains Industrial Estate
Broxburn West Lothian EH52 5AU
Tel: 01506 863864
Fax: 01506 863916
E: edinburgh@generationuk.co.uk

Glasgow
Duchess Road Rutherglen
Glasgow G73 1AU
Tel: 0141 647 6969
Fax: 0141 647 5851
E: glasgow@generationuk.co.uk

Leeds
Unit 2 Ledger Park Haigh Park Road
Stourton Leeds LS10 1RT
Tel: 0113 277 8822
Fax: 0113 277 9977
E: leeds@generationuk.co.uk

Head Office: Central Administration

Trinity Street, Off Tat Bank Road, Oldbury. B69 4LA.
Tel: 0121 543 2950. Fax: 0121 543 2951. E: sales@generationuk.co.uk

Newcastle
Forward House Portobello Road
Portobello Industrial Estate
Birtley Tyne & Wear DH3 2SL
Tel: 0191 492 1190
Fax: 0191 411 1148
E: newcastle@generationuk.co.uk

Northampton
Kingsfield Way Dallington
Northampton NN5 7QN
Tel: 01604 580444
Fax: 01604 580487
E: northampton@generationuk.co.uk

Silvertown
Kierbeck Business Complex
North Woolwich Road
Silvertown London E16 2BG
Tel: 020 7473 6056
Fax: 020 7473 2077
E: london@generationuk.co.uk

Southampton
Claylands Road Bishops Waltham
Hants SO32 1BH
Tel: 01489 89 4411
Fax: 01489 894455
E: southampton@generation.co.uk

Stockport
Unit 4 Vauxhall Industrial Estate
Greg Street Reddish
Stockport SK5 7BR
Tel: 0161 477 0131
Fax: 0161 477 7618
E: stockport@generation.co.uk

Taplow
Pioneer Works Marsh Lane
Taplow Berks SL6 0DF
Tel: 01628 673835
Fax: 01628 634788
E: taplow@generationuk.co.uk

Specialist
Light Access Branches
Silvertown

Units 1L and 1M Standard
Industrial Estate Factory Road
Silvertown London E16 2EL
Tel: 020 7476 4760
Fax: 020 7476 3157
E: silvertown@generationuk.co.uk

Generation Access
West Drayton
Unit 8, Horton Industrial Estate
Off Horton Road West Drayton
Middlesex UB7 8JL
Tel: 01895 430630
Fax: 01895 430434
E: westdrayton@generationuk.co.uk

Training Division
Freephone: 0800 587 5224

Generation Training Services
Unit 8, Greens Industrial Park
Calder Vale Road Wakefield
WF1 5PH
Tel: 01924 370640
Fax: 01924 377530
E: training@generationuk.co.uk

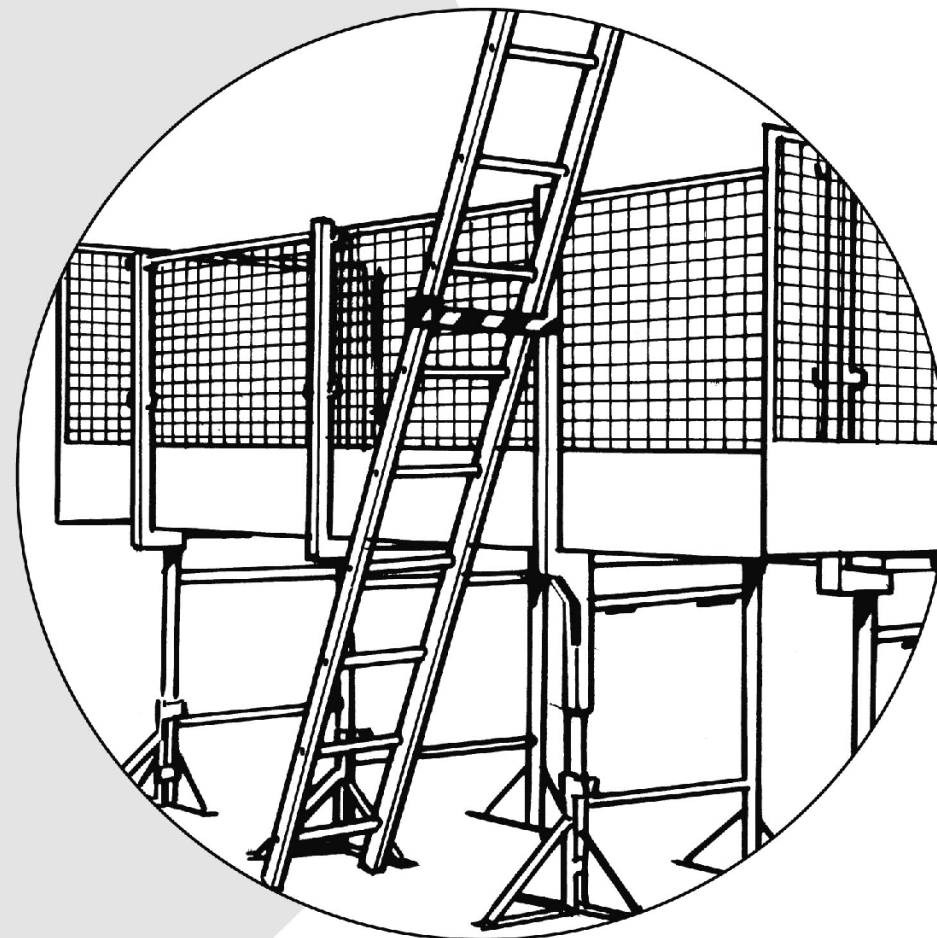
Safety Systems Division
Freephone: 0800 028 8955

Daventry
4 Faraday Close
Drayton Fields Industrial Estate
Daventry NN11 8RD
Tel: 01327 311288
Fax: 01327 315816
E: safetysystems@generationuk.co.uk

Generation

trestle handrail system

erection guide



www.generationhireandsale.co.uk

www.generationhireandsale.co.uk

Generation trestle handrail system

For the erection and fitting of a Trestle handrail System to Standard Builders Trestles

checklist

- This system should only be constructed on a firm level base
- Always inspect components prior to use
- Ensure risk assessments and method statements are completed and adhered to
- Supervision should be provided that is appropriate to the work situation and skills of the team
- Safe working load of builders trestles should not be exceeded. SWL 4.5kN UDL
- PPE should be worn during the erection and dismantling process


FREephone
0800 783 8376

Introduction

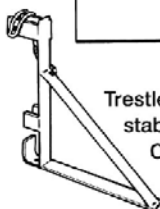
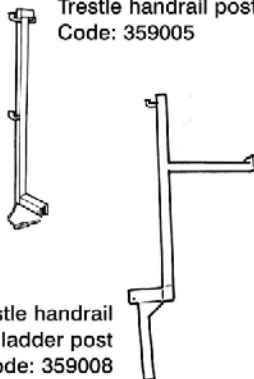
The Generation Trestle Handrail has been designed to meet the requirements of the WAHR 2005 to be used with regular size 1, 2 and 3 builders trestles. Fully tested to BS EN 13374:2004. (Class A) Temporary Edge Protection System.

Four basic components

Trestle handrail
Panel Code: 359006




Trestle handrail post
Code: 359005




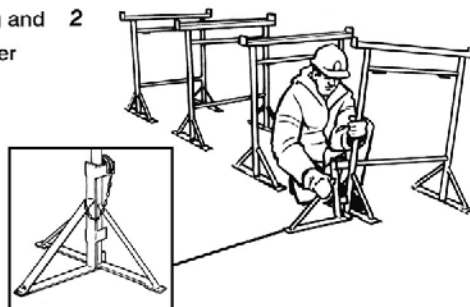
Trestle handrail
stabiliser
Code: 359007

Trestle handrail
ladder post
Code: 359008

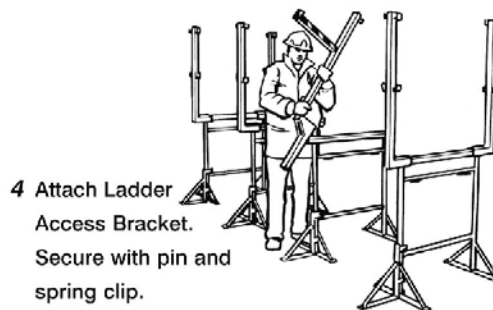


1 Set out trestles and adjust to required height. Board support should not exceed 1.2m span. Boards should oversail 150mm.

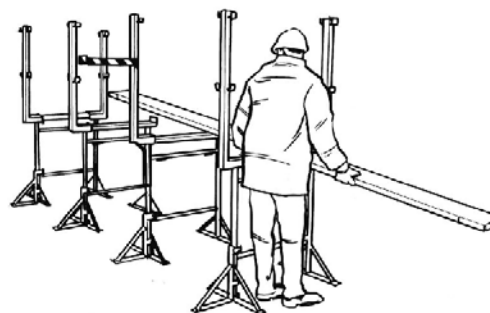
Lift trestle leg and place stabiliser underneath. Secure with pin and spring clip.



3 Attach posts to trestle top rungs and secure with pin and spring clip. Both end trestles MUST have 2 posts attached.



4 Attach Ladder Access Bracket. Secure with pin and spring clip.




5 Place 4 scaffold boards along the trestles, leaving a gap between the facing posts and the boards to accommodate the panels.

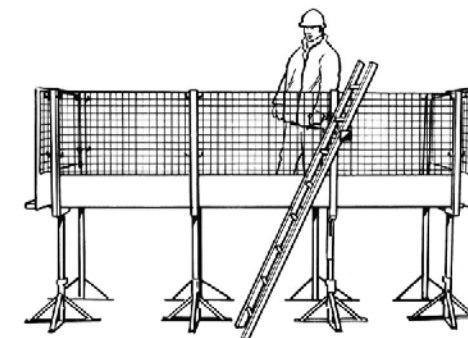


6 Fit the two end panels by hooking each panel over the 4 brackets on the posts. The panel should protrude out over the stabiliser to prevent trip.

7 Hook on the front facing panels, leaving a panel space next to the ladder bracket.



8 Correctly lean and tie an appropriate ladder against the ladder bracket. Hook on and overlap the remaining panel. To access platform, simply unhook and slide the panel to the side. Hook back into position once on the platform.



The Generation Trestle Handrail System has been designed and tested for use with trestles supplied by Generation Hire and Sale

The Generation Trestle Handrail System has been designed to provide handrailing, debris guard and toe board for trestles in normal use. The recommended maximum height is 1.568m to allow access to work 3.068m high. It is not intended to provide an alternative to conventional scaffolding where it is required by risk assessment.